



TACOMA CENTRAL LINK EXTENSION STATION LOCATION AND DESIGN REVIEW CRITERIA/PRINCIPLES

December 16, 2019

Sound Transit is seeking input on the 6 preliminary station locations and design concepts as presented as part of the Draft EIS process. The TODAG is asked to consider Sound Transit's proposed Guiding Principles as well as the Design Principles presented and provide input on the preliminary designs. The TODAG input is NOT intended to compare the 6 alternatives at this time (that will happen later in the process), but rather provide input on each alternative presented, taking into consideration how the preliminary, high-level station and track alignments may be adjusted (basic layout, location, station components, and access features), if at all, to better address the Design Principles below.

Multi Modal Connectivity

- Does the option enable *multiple modal connections* in close proximity to the station location?
- Does the option provide *direct and safe connections* between the station and Sounder, Tacoma Link, city bus, Amtrak Station and others?
- Does the option provide for *legible wayfinding and navigation*?
- Does the option optimize *pedestrian and bike safety / security*?
- Does the option help improve traffic management (access to parking, Amtrak Station, Tacoma Link, businesses, residential uses, and Dome entertainment activities)?

Economic Development Opportunities

- Is the station located in a way to *stimulate development / redevelopment* opportunities?
- Does the option provide for opportunities to support *new mix-use, affordable housing and/or civic spaces* adjacent to the station site?
- Will the station location help promote *employment* opportunities in the area?

Placemaking / Urban Form

- Does the option provide for a unique *placemaking experience*?
- Does the station provide for a potential *iconic architectural response* (if desired)?
- Does the option enhance the *District neighborhood identity*?
- Does the option provide for a *signature amenity space or other public spaces*?

Social + Cultural

- Does the option support local *culturally sensitive / significant resources* (building structures)?
- Does the option provide for *street level activation*?
- Does the option provide opportunities for future *public art* enhancements?

Community Benefit


- Is the option consist with the District's *vision and character* objectives?
- Does the option support *local retail businesses* at and around the station location?
- Does the option provide opportunities for future *programmed events*?
(Farmers markets, Dome events)

ST CENTRAL LINK EXTENSION | CONCEPTUAL STATION/ LOCATION INPUT

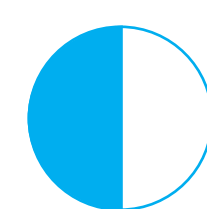
CITY OF TACOMA TODAY (DEC 16, 2019)

DESIGN PRINCIPLES


	MULTI-MODAL CONNECTIVITY	ECONOMIC DEVELOPMENT	PLACEMAKING + URBAN FORM	SOCIAL + CULTURAL	COMMUNITY BENEFIT
STATION LOCATION OPTION	THINK ABOUT... <ul style="list-style-type: none"> • Integrated multi-modal design • Multi-modal transfers • Pedestrian + bike access • Safety + security • Legibility, wayfinding + navigation • Traffic management <ul style="list-style-type: none"> - Access to parking, Amtrak Station, Tacoma Links and Dome entertainment events 	THINK ABOUT... <ul style="list-style-type: none"> • Development / redevelopment opportunities adjacent to station locations <ul style="list-style-type: none"> - ST surplus properties - Adjacent private development parcels • Future infill development types <ul style="list-style-type: none"> - Mix of uses, housing • Employment opportunities 	THINK ABOUT... <ul style="list-style-type: none"> • Placemaking experiences <ul style="list-style-type: none"> - Streets, civic spaces • Iconic architectural response (station design) • District / neighborhood identity • Signature amenity space or other public spaces <ul style="list-style-type: none"> - Portland Ave. and Dome District station 	THINK ABOUT... <ul style="list-style-type: none"> • Culturally sensitive resources <ul style="list-style-type: none"> - Historic structures • Street level activation • Puyallup Tribe Trust Lands • Public art opportunities 	THINK ABOUT... <ul style="list-style-type: none"> • Dome District vision / character • Affordable housing • Local retail / small businesses • Civic space • Programmed community events <ul style="list-style-type: none"> - Street fairs / farmers market
A. PORTLAND AVE. OPTION A					
B. PORTLAND AVE. OPTION B					
1. TACOMA DOME 25TH - WEST					
2. TACOMA DOME 25TH - EAST					
3. TACOMA DOME 26TH STREET					
4. TACOMA DOME CLOSER TO SOUNDER					



STATION CONCEPT FALLS SHORT OF EXPECTATIONS



STATION CONCEPT MEETS EXPECTATIONS



STATION CONCEPT EXCEEDS EXPECTATIONS

ST CENTRAL LINK EXTENSION I CONCEPTUAL STATION/ LOCATION INPUT

CITY OF TACOMA TODAY (DEC 16, 2019)

NOTES: **DESIGN PRINCIPLE**

STATION OPTION	MULTI-MODAL CONNECTIVITY	ECONOMIC DEVELOPMENT	PLACEMAKING + URBAN FORM	SOCIAL + CULTURAL	COMMUNITY BENEFIT
A. PORTLAND AVE. OPTION A					
B. PORTLAND AVE. OPTION B					
1. TACOMA DOME 25TH - WEST					
2. TACOMA DOME 25TH - EAST					
3. TACOMA DOME 26TH STREET					
4. TACOMA DOME CLOSER TO SOUNDER					


ST CENTRAL LINK EXTENSION | CONCEPTUAL STATION/ LOCATION INPUT

CITY OF TACOMA TODAY (DEC 16, 2019)

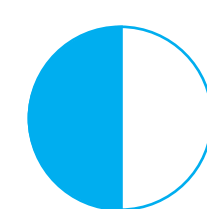
DESIGN PRINCIPLES

	MULTI-MODAL CONNECTIVITY	ECONOMIC DEVELOPMENT	PLACEMAKING + URBAN FORM	SOCIAL + CULTURAL	COMMUNITY BENEFIT
STATION LOCATION OPTION THINK ABOUT... <ul style="list-style-type: none"> • Integrated multi-modal design • Multi-modal transfers • Pedestrian + bike access • Safety + security • Legibility, wayfinding + navigation • Traffic management <ul style="list-style-type: none"> - Access to parking, Amtrak Station, Tacoma Links and Dome entertainment events 	THINK ABOUT... <ul style="list-style-type: none"> • Development / redevelopment opportunities adjacent to station locations <ul style="list-style-type: none"> - ST surplus properties - Adjacent private development parcels • Future infill development types <ul style="list-style-type: none"> - Mix of uses, housing • Employment opportunities 	THINK ABOUT... <ul style="list-style-type: none"> • Placemaking experiences <ul style="list-style-type: none"> - Streets, civic spaces • Iconic architectural response (station design) • District / neighborhood identity • Signature amenity space or other public spaces <ul style="list-style-type: none"> (Portland Ave. and Dome District station) 	THINK ABOUT... <ul style="list-style-type: none"> • Culturally sensitive resources <ul style="list-style-type: none"> - Historic structures • Street level activation • Puyallup Tribe Trust Lands • Public art opportunities 	THINK ABOUT... <ul style="list-style-type: none"> • Dome District vision / character • Affordable housing • Local retail / small businesses • Civic space • Programmed events <ul style="list-style-type: none"> - Street fairs / farmers market 	
A. PORTLAND AVE. OPTION A					
B. PORTLAND AVE. OPTION B					
1. TACOMA DOME 25TH - WEST					
2. TACOMA DOME 25TH - EAST					
3. TACOMA DOME 26TH STREET					
4. TACOMA DOME CLOSER TO SOUNDER					


EXAMPLE



STATION CONCEPT FALLS SHORT OF EXPECTATIONS



STATION CONCEPT MEETS EXPECTATIONS



STATION CONCEPT EXCEEDS EXPECTATIONS